




Particulars	Unified Account Code Structure	Appropriations				Adjustments				Current Year Obligations				Current Year Disbursements				Balance						
		Authorized Appropriation	Adjusted Appropriation	Adjustments (Transfer To/From Reassignment)	Adjustments Received	Adjustments (Withdrawal, Reassignment) (Within)	Transfer To	Transfer From	Adjusted Total Adjustments	1st Quarter ending March 31	2nd Quarter ending June 30	3rd Quarter ending Sept. 30	4th Quarter ending Dec. 31	Total	1st Quarter ending March 31	2nd Quarter ending June 30	3rd Quarter ending Sept. 30	4th Quarter ending Dec. 31	Total	Unreleased Appropriations	Unobligated Allotment	Due and Demandable	Not Yet Due and Demandable	
		3	4	5 + (1-4)	6	7	8	9	10 - (8 + (1-7))	11	12	13	14	15 = (11 + (12-14))	16	17	18	19	20 = (15 + (17-19))	21 = (5 - 10)	22 = (19 - 15)	23 = (0 - 10)	24 = (10 - 15)	
Environment Management and Pollution Control	3 01 02 00 00	187,901.44	-	187,901.44	187,901.44	-	-	-	187,901.44	4,200.00	92,250.00	91,354.27	-	187,904.27	4,200.00	83,721.43	65,991.54	-	153,602.97	-	7.17	-	0.00	34,291.30
PAP																								
PS																								
MOOE		187,901.44	-	187,901.44	187,901.44	-	-	-	187,901.44	4,200.00	92,250.00	91,354.27	-	187,904.27	4,200.00	83,721.43	65,991.54	-	153,602.97	-	7.17	-	0.00	34,291.30
CO																								
Implementation of Clean Air Regulation	3 01 02 00 01	26,159.00	-	26,159.00	26,159.00	-	-	-	26,159.00	4,200.00	12,000.00	14,159.00	-	26,159.00	4,200.00	12,000.00	14,159.00	-	26,159.00	-	-	-	-	-
PAP																								
PS																								
MOOE		26,159.00	-	26,159.00	26,159.00	-	-	-	26,159.00	4,200.00	12,000.00	14,159.00	-	26,159.00	4,200.00	12,000.00	14,159.00	-	26,159.00	-	-	-	-	-
MOOE (Regular)		26,159.00	-	26,159.00	26,159.00	-	-	-	26,159.00	4,200.00	12,000.00	14,159.00	-	26,159.00	4,200.00	12,000.00	14,159.00	-	26,159.00	-	-	-	-	-
CO																								
Implementation of Clean Water Regulation	3 01 02 00 02	56,347.17	-	56,347.17	56,347.17	-	-	-	56,347.17	4,200.00	18,150.00	33,900.00	-	56,347.17	4,200.00	18,150.00	33,900.00	-	56,347.17	-	7.17	-	-	33,900.00
PAP																								
PS																								
MOOE		56,347.17	-	56,347.17	56,347.17	-	-	-	56,347.17	4,200.00	18,150.00	33,900.00	-	56,347.17	4,200.00	18,150.00	33,900.00	-	56,347.17	-	7.17	-	-	33,900.00
MOOE (Regular)		56,347.17	-	56,347.17	56,347.17	-	-	-	56,347.17	4,200.00	18,150.00	33,900.00	-	56,347.17	4,200.00	18,150.00	33,900.00	-	56,347.17	-	7.17	-	-	33,900.00
CO																								
Implementation of Ecological Solid Waste Management Regulation	3 01 02 00 03	105,395.27	-	105,395.27	105,395.27	-	-	-	105,395.27	4,200.00	62,100.00	43,295.27	-	105,395.27	4,200.00	62,100.00	43,295.27	-	105,395.27	-	-	-	-	391.30
PAP																								
PS																								
MOOE		105,395.27	-	105,395.27	105,395.27	-	-	-	105,395.27	4,200.00	62,100.00	43,295.27	-	105,395.27	4,200.00	62,100.00	43,295.27	-	105,395.27	-	-	-	-	391.30
MOOE (Regular)		105,395.27	-	105,395.27	105,395.27	-	-	-	105,395.27	4,200.00	62,100.00	43,295.27	-	105,395.27	4,200.00	62,100.00	43,295.27	-	105,395.27	-	-	-	-	391.30
CO																								
Implementation of Toxic Substance and Hazardous Waste Management	3 01 02 00 04	-	-	-	-	-	-	-	-	-	-	-	-	-	-	-	-	-	-	-	-	-	-	-
PAP																								
PS																								
MOOE		-	-	-	-	-	-	-	-	-	-	-	-	-	-	-	-	-	-	-	-	-	-	-
MOOE (Regular)		-	-	-	-	-	-	-	-	-	-	-	-	-	-	-	-	-	-	-	-	-	-	-
CO																								
Sub Total Agency Specific Budget		799,938.79	-	799,938.79	799,938.79	-	-	-	799,938.79	227,530.58	628,478.00	143,723.04	-	799,731.62	227,530.58	190,013.43	347,896.31	-	755,440.32	-	207.17	-	0.00	34,291.30
Sub Total Agency Specific Budget																								
PS		105,395.27	-	105,395.27	105,395.27	-	-	-	105,395.27	4,200.00	62,100.00	43,295.27	-	105,395.27	4,200.00	62,100.00	43,295.27	-	105,395.27	-	-	-	-	391.30
MOOE		105,395.27	-	105,395.27	105,395.27	-	-	-	105,395.27	4,200.00	62,100.00	43,295.27	-	105,395.27	4,200.00	62,100.00	43,295.27	-	105,395.27	-	-	-	-	391.30
MOOE (Regular)		105,395.27	-	105,395.27	105,395.27	-	-	-	105,395.27	4,200.00	62,100.00	43,295.27	-	105,395.27	4,200.00	62,100.00	43,295.27	-	105,395.27	-	-	-	-	391.30
CO																								
Implementation of Toxic Substance and Hazardous Waste Management	3 01 02 00 04	-	-	-	-	-	-	-	-	-	-	-	-	-	-	-	-	-	-	-	-	-	-	-
PAP																								
PS																								
MOOE		-	-	-	-	-	-	-	-	-	-	-	-	-	-	-	-	-	-	-	-	-	-	-
MOOE (Regular)		-	-	-	-	-	-	-	-	-	-	-	-	-	-	-	-	-	-	-	-	-	-	-
CO																								
Sub Total Agency Specific Budget		-	-	-	-	-	-	-	-	-	-	-	-	-	-	-	-	-	-	-	-	-	-	-
Sub Total Agency Specific Budget																								
III. Special Purpose Fund (Please Specify)																								
POF - PS	50104030 01	-	-	-	-	-	-	-	-	-	-	-	-	-	-	-	-	-	-	-	-	-	-	-
Terminal Leave																								
MTBF - PS																								
Performance Based Bonus	50102960 14	-	-	-	-	-	-	-	-	-	-	-	-	-	-	-	-	-	-	-	-	-	-	-
Special Purpose Fund/Special Purpose Fund																								
PS																								
MOOE																								
CO																								
GRAND TOTAL		799,938.79	-	799,938.79	799,938.79	-	-	-	799,938.79	227,530.58	628,478.00	143,723.04	-	799,731.62	227,530.58	190,013.43	347,896.31	-	755,440.32	-	207.17	-	0.00	34,291.30
PS																								
MOOE		786,973.79	-	786,973.79	786,973.79	-	-	-	786,973.79	227,530.58	615,713.00	143,723.04	-	786,966.62	227,530.58	177,248.43	347,896.31	-	752,675.32	-	7.17	-	0.00	34,291.30
CO		12,965.00	-	12,965.00	12,965.00	-	-	-	12,965.00	-	12,765.00	-	-	12,765.00	-	12,765.00	-	-	12,765.00	-	200.00	-	-	-

Certified Correct: 
 Roderick F. Valdez
 Budget Officer II
 Date:

Certified Correct: 
 Chester Yndou S. Padilla
 Accountant III
 Date:

Approved by: 
 Engr. Maria Dyrso
 Regional Director
 Date: