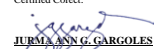




Particulars	Unified Account Code Structure	Appropriations			Allotments			Current Year Obligations							Current Year Disbursements				Balance				
		Authorized Appropriation	Adjustments (Transfer To/From Realignment)	Adjusted Appropriation	Allotments Received	Adjustments (Withdrawal, Realignment, Realignment Within)	Transfer To	Transfer From	Adjusted Total Allotments	1st Quarter ending March 31	2nd Quarter ending June 30	3rd Quarter ending Sept. 30	4th Quarter ending Dec. 31	Total	1st Quarter ending March 31	2nd Quarter ending June 30	3rd Quarter ending Sept. 30	4th Quarter ending Dec. 31	Total	Unreleased Appropriations	Unobligated Allotment	Unpaid Obligations	
																						Due and Demandable	Not Yet Due and Demandable
PS		1,400,000.00		1,400,000.00	1,400,000.00			1,400,000.00	352,172.59	350,061.69	-	-	702,234.28	352,172.59	350,061.69	-	-	702,234.28	-	697,765.72	-	-	
Implementation of Clean Water Regulation	3 01 02 00 02	730,000.00	-	730,000.00	730,000.00	-	-	730,000.00	162,172.68	172,983.85	-	-	335,156.53	162,172.68	172,983.85	-	-	335,156.53	-	394,843.47	-	-	
PAP																							
PS		730,000.00		730,000.00	730,000.00			730,000.00	162,172.68	172,983.85	-	-	335,156.53	162,172.68	172,983.85	-	-	335,156.53	-	394,843.47	-	-	
Implementation of Ecological Solid Waste Management Regu	3 01 02 00 03	240,000.00	-	240,000.00	240,000.00	-	-	240,000.00	69,156.36	69,156.36	-	-	138,312.72	69,156.36	69,156.36	-	-	138,312.72	-	101,687.28	-	-	
PAP																							
PS		240,000.00		240,000.00	240,000.00			240,000.00	69,156.36	69,156.36	-	-	138,312.72	69,156.36	69,156.36	-	-	138,312.72	-	101,687.28	-	-	
Implementation of Toxic Substance and Hazardous Waste Ma	3 01 02 00 04	240,000.00	-	240,000.00	240,000.00	-	-	240,000.00	60,185.16	56,642.37	-	-	116,827.53	60,185.16	56,642.37	-	-	116,827.53	-	123,172.47	-	-	
PAP																							
PS		240,000.00		240,000.00	240,000.00			240,000.00	60,185.16	56,642.37	-	-	116,827.53	60,185.16	56,642.37	-	-	116,827.53	-	123,172.47	-	-	
Sub-Total Agency Specific Budget		4,968,000.00	-	4,968,000.00	4,968,000.00	-	-	4,968,000.00	1,218,973.24	1,242,372.07	-	-	2,461,345.31	1,218,973.24	1,242,372.07	-	-	2,461,345.31	-	2,506,654.69	0.00	-	
PS		4,968,000.00	-	4,968,000.00	4,968,000.00	-	-	4,968,000.00	1,218,973.24	1,242,372.07	-	-	2,461,345.31	1,218,973.24	1,242,372.07	-	-	2,461,345.31	-	2,506,654.69	0.00	-	
III. Special Purpose Fund (Please Specify)																							
PGF - PS																							
Terminal Leave	50104030 01																						
MPBF - PS																							
Subsistence Allowance	50102050 01																						
Laundry Allowance - Civilian	50102060 01																						
Hazard Pay - Civilian	50102110 01																						
Sub-Total Special Purpose Fund/Special Purpose Fund																							
PS																							
MOOE																							
CO																							
GRAND TOTAL		126,225,000.00	-	126,225,000.00	126,225,000.00	-	-	4,871,400.00	131,096,400.00	24,292,905.47	45,131,275.08	-	-	69,434,180.55	17,678,710.71	32,188,372.53	-	-	49,867,083.24	(4,871,400.00)	61,672,319.45	19,557,097.31	
PS		59,530,000.00	-	59,530,000.00	59,530,000.00	-	-		59,530,000.00	13,953,894.08	16,037,377.18	-	-	29,991,271.26	13,925,272.56	15,989,068.27	-	-	29,914,340.83	29,538,728.74	76,930.43	-	
MOOE		39,295,000.00	-	39,295,000.00	39,295,000.00	-	-	4,871,400.00	44,166,400.00	10,339,011.39	12,263,897.90	-	-	22,602,909.29	3,753,438.15	10,259,304.26	-	-	14,012,742.41	(4,871,400.00)	21,563,490.71	8,590,166.88	
CO		27,400,000.00	-	27,400,000.00	27,400,000.00	-	-		27,400,000.00	16,830,000.00				16,830,000.00		5,940,000.00	-	-	10,570,000.00		10,890,000.00	-	

Certified Correct:

 JURMEL ANN G. GARGOLES
 Budget Officer II
 Date:

Certified Correct:

 CHESTER LYNDON S. PADILLA
 Accountant III
 Date:

Recommending approval:

 REMEDIOS A. JIMENEZ
 Chief, Finance and Administrative Division
 Date:

Approved by:

 Engr. MARIA DOLORES NAZ-HIPE, CESE
 Regional Director
 Date:

