

**MONTHLY REPORT OF DISBURSEMENTS**  
For the month of July 31, 2022



Department : Department of Environment and Natural Resources  
 Entity Name : Environmental Management Bureau  
 Operating Unit : Region I  
 Organization Code (LAOS) :  
 Funding Source Code (as clustered) : 101


Particulars	Current Year Budget					Prior Year's Budget											Trust Liabilities				Grand Total					Remarks	
	PS	MOOE	FinEx	CO	TOTAL	Prior Year's Account Payable				Current Year's Account Payable				TOTAL	SUB-TOTAL	PS	MOOE	CO	TOTAL	PS	MOOE	FinEx	CO	TOTAL			
						7	8	9	10	11= (7+8+9+10)	12	13	14												15		16= (12+13+14)
<b>CASH DISBURSEMENTS</b>	2	3	4	5	6= (2+3+4+5)	7	8	9	10	11= (7+8+9+10)	12	13	14	15	16= (12+13+14)	17= (11+16)	18= (6+17)	19	20	21	19+20	23	24	25	26	27= (23+24+25+26)	28
Notice of Cash Allocation (NCA)	-	-	-	-	-	-	-	-	-	-	-	-	-	-	-	-	-	-	-	-	-	-	-	-	-	-	-
MDS Checker Issued	150,126.87	189,082.52	-	-	339,209.39	7,509.64	7,509.64	-	-	15,019.28	-	-	-	-	15,019.28	15,019.28	-	-	-	-	-	-	-	-	-	-	-
Advice to Debit Account	3,541,982.98	1,063,389.56	-	-	4,605,372.54	43,955.02	43,955.02	-	-	87,910.04	-	-	-	-	87,910.04	87,910.04	-	-	-	-	-	-	-	-	-	-	-
Notice of Transfer Allocation (NTA)	-	-	-	-	-	-	-	-	-	-	-	-	-	-	-	-	-	-	-	-	-	-	-	-	-	-	-
MDS Checker Issued	-	-	-	-	-	-	-	-	-	-	-	-	-	-	-	-	-	-	-	-	-	-	-	-	-	-	-
Advice to Debit Account	-	-	-	-	-	-	-	-	-	-	-	-	-	-	-	-	-	-	-	-	-	-	-	-	-	-	-
Working Fund for ESP	-	-	-	-	-	-	-	-	-	-	-	-	-	-	-	-	-	-	-	-	-	-	-	-	-	-	-
Cash Disbursement Ceiling (CDC)	-	-	-	-	-	-	-	-	-	-	-	-	-	-	-	-	-	-	-	-	-	-	-	-	-	-	-
<b>TOTAL CASH DISBURSEMENTS</b>	<b>3,692,109.85</b>	<b>1,252,472.48</b>	<b>-</b>	<b>-</b>	<b>4,944,582.33</b>	<b>-</b>	<b>51,468.26</b>	<b>-</b>	<b>-</b>	<b>51,468.26</b>	<b>-</b>	<b>-</b>	<b>-</b>	<b>18,928.87</b>	<b>18,928.87</b>	<b>70,397.13</b>	<b>5,014,976.16</b>	<b>-</b>	<b>-</b>	<b>-</b>	<b>-</b>	<b>3,692,109.85</b>	<b>1,303,937.74</b>	<b>-</b>	<b>18,928.87</b>	<b>5,014,976.16</b>	
<b>NON-CASH DISBURSEMENTS</b>																											
Tax Remittance Advances (TRA)	344,956.55	164,081.80	-	318,214.28	827,252.63	-	45,519.73	-	36,837.65	82,357.38	-	-	-	-	82,357.38	909,618.01	-	-	-	-	-	-	-	-	-	-	-
Non-Cash Availment Authority (NCAA)	-	-	-	-	-	-	-	-	-	-	-	-	-	-	-	-	-	-	-	-	-	-	-	-	-	-	-
Disbursements effected through outright deduction from claims	-	-	-	-	-	-	-	-	-	-	-	-	-	-	-	-	-	-	-	-	-	-	-	-	-	-	-
Overpayment of expenses (e.g., personal benefit)	-	-	-	-	-	-	-	-	-	-	-	-	-	-	-	-	-	-	-	-	-	-	-	-	-	-	-
Requisition for loss of government property	-	-	-	-	-	-	-	-	-	-	-	-	-	-	-	-	-	-	-	-	-	-	-	-	-	-	-
Liquidated damages and similar claims	-	-	-	-	-	-	-	-	-	-	-	-	-	-	-	-	-	-	-	-	-	-	-	-	-	-	-
Others (TRF, BTR Documentary Stamp Tax, etc.)	-	-	-	-	-	-	-	-	-	-	-	-	-	-	-	-	-	-	-	-	-	-	-	-	-	-	-
<b>TOTAL NON-CASH DISBURSEMENTS</b>	<b>344,956.55</b>	<b>164,081.80</b>	<b>-</b>	<b>318,214.28</b>	<b>827,252.63</b>	<b>-</b>	<b>45,519.73</b>	<b>-</b>	<b>36,837.65</b>	<b>82,357.38</b>	<b>-</b>	<b>-</b>	<b>-</b>	<b>-</b>	<b>82,357.38</b>	<b>909,618.01</b>	<b>-</b>	<b>-</b>	<b>-</b>	<b>-</b>	<b>-</b>	<b>-</b>	<b>-</b>	<b>-</b>	<b>-</b>	<b>-</b>	<b>-</b>
<b>GRAND TOTAL</b>	<b>4,037,066.40</b>	<b>1,416,554.28</b>	<b>-</b>	<b>318,214.28</b>	<b>5,771,834.95</b>	<b>-</b>	<b>96,988.00</b>	<b>-</b>	<b>36,837.65</b>	<b>133,822.64</b>	<b>-</b>	<b>-</b>	<b>-</b>	<b>18,928.87</b>	<b>18,928.87</b>	<b>152,754.51</b>	<b>5,914,594.17</b>	<b>-</b>	<b>-</b>	<b>-</b>	<b>-</b>	<b>4,037,066.40</b>	<b>1,513,539.27</b>	<b>-</b>	<b>373,988.50</b>	<b>5,924,586.17</b>	

<b>SUMMARY:</b>	<u>Previous Report</u>	<u>This month</u>	<u>As of Date</u>	<u>Previous Report</u>	<u>This month</u>	<u>As of Date</u>
		(July 2022)			(July 2022)	
<b>Total Disbursement Authorities Received</b>						
NCA	54,670,986.00	24,580,000.00	79,250,986.00	Total Disbursement Program	59,186,846.64	25,489,610.01
NTA	-	-	-	Less: Actual Disbursements	59,186,846.64	5,924,586.17
Working Fund	-	-	-	(Over)/Under spending	-	19,565,023.84
TRA	4,515,860.64	909,610.01	5,425,470.65			
CDC	-	-	-			
NCAA	-	-	-			
<b>Add: Notice of Transfer Allocation (NTA)* received</b>						
<b>Total Disbursement Authorities Available</b>	<b>59,186,846.64</b>	<b>25,489,610.01</b>	<b>84,676,456.65</b>			
<b>Less:</b>						
Lapsed NCA	-	-	-			
Disbursements	59,186,846.64	5,924,586.17	65,111,432.81			
Less: Other Non-Cash Disbursements	-	-	-			
Disbursements effected through outright deduction from claims	-	-	-			
Overpayment of expenses (e.g., personal benefit)	-	-	-			
Requisition for loss of government property	-	-	-			
Liquidated damages and similar claims	-	-	-			
Others (TRF, BTR Documentary Stamp Tax, etc.)	-	-	-			
<b>Add/Less: Adjustments (e.g., cancelled/retired checks)</b>						
<b>Balance of Disbursement Authorities as of date</b>	<b>-</b>	<b>19,565,023.84</b>	<b>19,565,023.84</b>			

Certified Correct:		Approved By:	
	CHESTER L. LONDONO, PADILLA		Engr. MARIA DORICA NAPUFF-CESE
	Accountant III		Regional Director
Date:		Date:	

**RECEIVED**  
**Commission on Audit**  
 Aug. 01, 2022  
 AM. PM.  
  
**Office of the Auditor**